

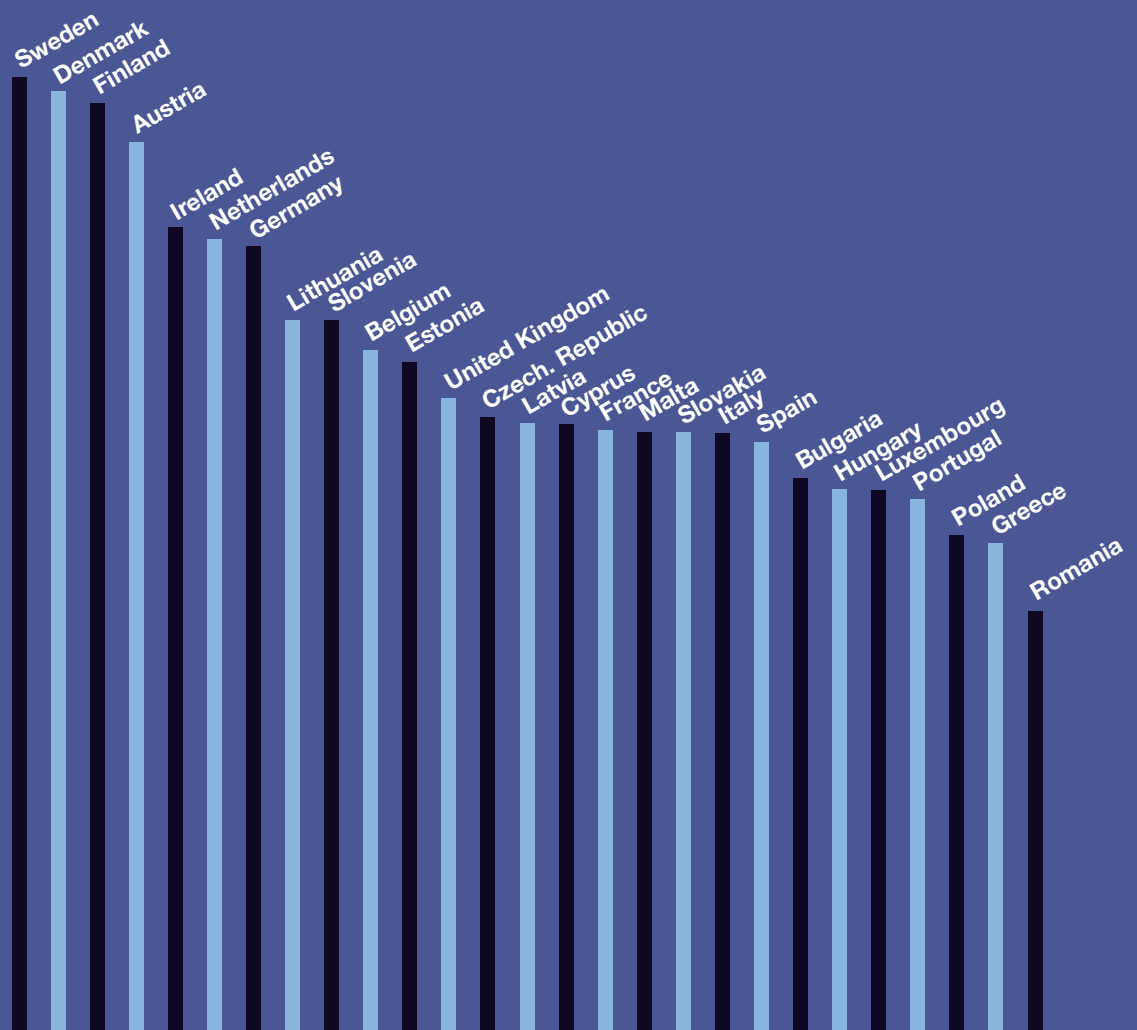
EU MEMBER STATES UNDER THE SPOTLIGHT

**Incorporating Human Rights into Investment Strategies:
2010 Non-Financial Rating of the 27 EU Member States**

Article 1: All human beings are born free and equal in dignity and rights. They are endowed with reason and conscience and should act towards one another in a spirit of brotherhood. Article 2: Everyone is entitled to all the rights and freedoms set forth in this Declaration, without distinction of any kind, such as race, colour, sex, language, religion, political or other opinion, national or social origin, property, birth or other status. Furthermore, no distinction shall be made on the basis of the political, jurisdictional or international status of the country or territory to which a person belongs, whether it be independent, trust, non-self-governing or under any other limitation of sovereignty. Article 3: Everyone has the right to life, liberty and security



➤ Incorporating Human Rights into Investment Strategies:
2010 Non-Financial Rating of the 27 EU Member States



EU MEMBER STATES UNDER THE SPOTLIGHT

Incorporating Human Rights into Investment Strategies: 2010 Non-Financial Rating of the 27 EU Member States

With the recent global financial crisis and the continuous debates on corporate social responsibility (CSR), the issue of ethical investment has become central. Since over a decade, a growing number of investors have included non-financial concerns, or so called ESG criteria (Environment, Social and Governance), in their decisions to invest or divest from companies. Few of them however have applied non-financial criteria to states. In 2001, the International Federation for Human Rights (FIDH) established its own ethical mutual fund “Libertés & Solidarité” and elaborated a screening methodology for selecting both bonds and shares¹. The current study proposes a methodology for evaluating states from a non-financial perspective.

Rating agencies enjoy considerable influence over financial management decisions. With the deterioration of public finances of many countries and in the wake of the spectrum of another financial crisis in Europe caused by the difficult financial situations of countries such as Greece, it is now states whose financial situations are being closely monitored by rating agencies and investors.

On the basis of which criteria should investment decisions be made? How to rank states on the basis of extra-financial information? Which criteria should be used? The financial crisis has demonstrated that the consideration of financial criteria alone can not guarantee financial stability and can, as we have witnessed, cause severe and costly social and environmental consequences to all, in particular to vulnerable populations. Solely taking into account financial criteria limits the analysis to the short term perspective, generates fluctuations and can lead to important destabilisations with severe social consequences.

Whilst the eyes of economists, financial analysts and financial rating agencies are now turned towards states’ internal governance structure and the management of their debt payment, FIDH warns the international community about the necessity to incorporate human rights concerns in their financial analysis. FIDH recalls the importance of putting the well-being of all at the centre of economic decision-making. FIDH’s approach is entrenched in international law and perceived as a way to ensure that the financial and economic systems are sustainable.

With this study, the International Federation for Human Rights (FIDH) proposes a methodology which puts states’ respect, protection and promotion of human rights at the heart of the analysis.

The present study strives to evaluate EU Member States’ “performances” in the human rights arena. Its objective is to establish a classification system that allows ethical fund managers, including FIDH’s own ethical fund, to prioritise investing in those countries actively supporting, respecting and promoting human rights both within their own territories but also abroad.

1. For more information on “Libertés & Solidarité”, please visit: <http://www.fidh.org/-Faire-un-placement-solidaire-> and http://www.labanquepostale-am.fr/isr/notre_offre0/Libertes_et_Solidarite.html

Part I. Methodology

1. Scope of the Study	5
- Geographical scope	5
- Human rights issues	5
- Protection of the environment and human rights	6
2. Structure of the Study	6
3. Choice of indicators and calculation method	7
- Identifying human rights indicators	7
- Scoring system	8
- Data collection process	9

Part II. Indicators and Results

Section A: States' Respect for Human Rights at the Domestic Level	11
I. Gender Equality and Women's Rights	11
II. Non-Discrimination	15
III. Rights of Migrants and Refugees	18
IV. Corruption and Governance	20
V. Social Cohesion / Economic and Social Rights	21
VI. Freedom of Expression / Right to Information	23
VII. Emergency Law and Anti-Terrorism	24
Section B: States' Respect for Human Rights at the International Level	25
VIII. International Justice	25
IX. International Economic and Financial Responsibility	26
X. Promotion of Corporate Responsibility	28
XI. Arms Control	29
Section C: States' Respect for the Protection of the Environment	30
XII. Access to Water	30
XIII. Waste Management	30
XIV. Pollution	31
XV. Biodiversity	32
XVI. Climate Change Policy and Impacts	33
XVII. Energy Supply Mix	34
Annex: Comparative Ratings Tables	35

Part I.

Methodology

1. SCOPE OF THE STUDY

Geographical scope: EU 27 Member States

The current study follows similar FIDH studies undertaken biennially since 2001. As of now, FIDH's studies have focused only on the EU Member States. This decision is mostly justified by the availability of data which allows for a comparative analysis. It was decided not to include other developed or emerging countries outside of the EU: the added value of including other countries compared with the difficulties of establishing a meticulous methodology and obtaining information was considered insufficient to justify their inclusion in the present study. Future studies may include additional countries, however FIDH, in compliance with its exclusion criteria, will automatically exclude countries which 1) still practice the death penalty, 2) do not respect international and regional embargoes imposed on countries accused of severe human rights violations (ex: Burma) by the international community and, 3) have discriminatory laws towards minorities or women in effect.

Human rights issues

Human Rights are enshrined into a number of international and regional treaties. All EU Member States are parties to the International Bill of Human Rights which includes the Universal Declaration of Human Rights (1948), the International Covenant on Civil and Political Rights (1966) and the International Covenant on Economic, Social and Cultural Rights (1966). Furthermore EU Member States have committed to respect the provisions of the European Convention for the Protection of Human Rights and Fundamental Freedoms. Thus, EU countries are bound to respect, protect and fulfil civil and political rights (i.e. the right to be free from torture, freedom of expression, the right to a fair trial) as well as economic, social and cultural rights (i.e. the right to housing, the right to education). The current study evaluates and compares states' "performance" in the field of human rights on the basis of this body of law. With regard to defining the content of each relevant right, international and regional jurisprudence – stemming either from judicial decisions or from interpretation by international monitoring bodies (i.e. general comments by UN Treaty Bodies) – gives useful orientation on how governments should discharge their human rights duties.

The 2010 study is divided into three main sections: 1) Section A looks at states' respect for human rights at the domestic level; 2) Section B deals with states' conduct in support of human rights at the international level and; 3) Section C relates to the protection of the environment. For each section, the study follows **a multi-layered structure: section > criterion > issue > indicator**. While not claiming to be in any way exhaustive, each of the selected issues and indicators reflects a certain specific aspect of the legal and social reality (of Europe) where, from a human rights perspective, shortcomings such as discrimination, social exclusion or other violations are prevalent.

Protection of the environment and human rights

The inclusion of a section that specifically looks at the protection of the environment is in line with FIDH's approach and mandate, which defends the indivisibility of human rights. FIDH recognises the intrinsic relationship between environmental preservation and the protection of human rights as well as the urgent necessity to address the issue of climate change. The consideration of environmental criteria into the study thus appears inevitable. However, the methodology used for this section differs from the first two sections. Due to the specificities of this section, FIDH sought external expertise for the choice and evaluation of criteria, issues and indicators of this section. Although FIDH would have favoured an integrated approach allowing for the direct integration of environmental criteria into its human rights criteria, it has not been possible to do so in the current study. This is mostly due to the fact that there are currently relatively few experts or interdisciplinary groups that are comfortable working on both human rights and environmental standards. FIDH has therefore worked in collaboration with LBPAM (La Banque Postale Asset Management), the financial manager of its ethical fund "Libertés & Solidarité", to incorporate indicators designed and documented by the rating agency Innovest RiskMetrics Group. If looked at through the lens of a human rights approach, their methodology presents certain shortcomings: in addition to limited sources of information, some indicators might not sufficiently capture the possible human rights consequences of environmental degradation and climate change. The inclusion of these indicators in the study nevertheless remains very much relevant as it is looking into states' efforts in terms of the protection of the environment.

The approach chosen for this study could certainly be improved and the future use of an integrated approach would serve to further highlight the inextricable links between human rights and the protection of the environment. For instance, one can easily imagine the inclusion of environmental indicators on access to water (see section C) in the section considering the right to an adequate standard of living and the right to health, access to water being one of the core elements to ensure the fulfilment of these rights. FIDH will aim at adopting an integrated approach for the next study based on a human rights-based approach, in collaboration with partners with expertise in the environmental field.

2. STRUCTURE OF THE STUDY

In total, **17 criteria** of particular relevance for the EU were selected for each section:

Section A: States' Respect for Human Rights at the Domestic Level

- I. Gender Equality and Women's Rights
- II. Non-Discrimination
- III. Rights of Migrants and Refugees
- IV. Corruption and Governance
- V. Social Cohesion / Economic and Social Rights
- VI. Freedom of Expression / Right to Information
- VII. Emergency Law and Anti-Terrorism

Section B: States' Respect for Human Rights at the International Level

- VIII. International Justice
- IX. International Economic and Financial Responsibility

- X. Promotion of Corporate Responsibility
- XI. Arms Control

Section C: States' Respect for the Protection of the Environment

- XII. Access to Water
- XIII. Waste Management
- XIV. Pollution
- XV. Biodiversity
- XVI. Climate Change Policy and Impacts
- XVII. Energy Supply Mix

3. CHOICE OF INDICATORS AND CALCULATION METHOD

Identifying human rights-based indicators

The indicators identified and used within each of the 11 human rights criteria are derived from the actual content of human rights, taking into account basic underlying principles inherent in all human rights as well as specific human rights obligations.

The basic human rights principles which have guided the choice of indicators are commonly summarised by using the acronym 'PANTHER': Participation – Accountability – Non-discrimination – Transparency – Human dignity – Empowerment – Rule of law. This cluster of seven principles is complemented by the overarching principle of indivisibility. Each selected indicator – to some extent – embraces these principles.

Despite being more difficult to measure (in numbers at least), it was decided to keep some qualitative indicators as they are often the only ones that are able to reflect specific human rights dimensions.

The present study attempts to apply the aforementioned basic parameters as consistently as possible.

– Indicator categories

The methodology adopted makes a distinction between three indicator categories: structural, process and outcome. This distinction does not only contribute to structural clarity, but also provides the user with reference points as to how far the process of implementation has evolved in a certain country. It also allows to, at least partly, avoid favouring countries with greater financial resources at their disposal at the detriment of poorer countries that are nevertheless showing willingness to make progress. Whenever possible, at least one indicator from each category has been included below each criterion.

– Obstacles and challenges

Whilst it has always been possible to identify relevant indicators under each criterion, the research team faced a number of obstacles. One of the main obstacles relates to the unavailability of data and represents a major challenge we are always faced with, in particular with regard to obtaining information for process indicators. Despite conducting extensive research and expert consultations with academics, NGOs and National Human Rights Institutions, data for some of the indicators could not be collected due to the simple fact that such data is not compiled by the government (or any other known entities) or does not exist in an up-to-date version. In other cases, research is done but not in a format that allows for comparison.

It is therefore regrettable that some indicators had to be left out, such as in the section on emergency law and anti-terrorism, because they were too difficult to document. This study also serves to highlight areas where states are critically failing to document. The data collection process of these types of studies highlights the critical lack of available information or comparable information in many human rights areas. While it could be the illustration of a lack of good will on the part of states to document human rights abuses, the lack of information could also be the result of the lack of comparable data at the European level. There is a strong need to reflect upon ways to take into consideration, when ranking states, the unavailability of data without unfairly penalising states.

Scoring system

As far as the rating of the 27 member countries is concerned, the 2010 study basically follows the path which has been taken by the previous studies that have been conducted since 2001. Scoring is either based on percentage points, a certain rank or (qualified) yes/no answers. The details of the scoring method or method of calculation (MoC) are described for each indicator or group of indicators in part II below.

In general, the decision on the amount of points to be awarded – either in the plus- or minus-column – depends on the indicator context. With regard to quantitative indicators, the MoC is generally based on an average rate which is identified as an EU standard and serves as a reference point for comparative scoring. From a strict human rights perspective, in some cases, such averages should not have been used as “zero-point” as they set the standard too low and, thus, allow for a positive score despite the country in question actually being far from meeting its human rights obligations. The conceptual emphasis of the present study, however, does not lie solely on a country-by-country examination of the progress made with regard to ideal human rights standards, but specifically on the comparative dimension, attempting to identify which EU country is the most active and committed among its peers towards the implementation of human rights at the national and international level. As far as qualitative indicators are concerned, the score (+/-) is determined by whether, in the given context, ratification of a certain convention or other legislative accomplishments deserve to be rewarded with a plus rating or whether a certain structural commitment should be considered the zero standard for EU Countries. Despite our attempt to obtain information for each indicator for each of the 27 countries, in cases where the information was not available, the mention “n/a” appears in the chart. In such case, the country was given a nil mark (i.e. not positive nor negative). This also constitutes another challenge of the lack of data that needs to be further reflected upon to design scoring systems that are as adequate as possible.

Each human rights criterion is then rated on a total of 10 points, 10 being the highest possible grade and 0 the lowest possible grade. For certain criteria, it can be noted that none of the EU States reaches the highest or the lowest grade. This nevertheless enables us to compare the “performance” of each state and thus to rank them from 1 to 27. It also demonstrates that there is still room for progress even for those states that are in the top 5 of each criterion. It could be used as a benchmark for future studies.

Furthermore and for the sake of clarity, the data is categorised by country; this allows for an easy overview of the overall picture and provides a simple way of comparing data between countries.

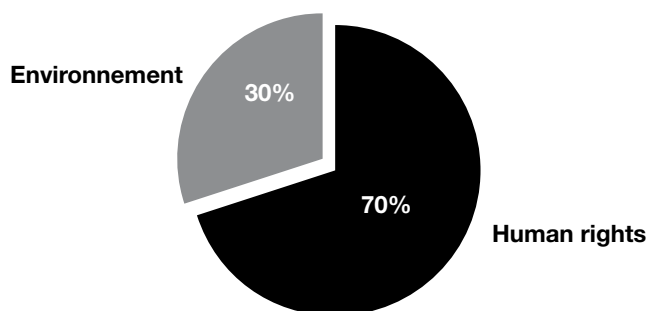
Regarding section C (Protection of the environment) of the study and unlike sections A and B, the scoring method used by Innovest RiskMetrics Group to rank states is based on an average of results obtained amongst EU Member States. A score of 10 is given to the state which has the “best performance” amongst all 27 EU Member States. The scores indicated therefore do not represent the best possible performance a state could reach, but rather constitute a relative ranking with the result of a comparison amongst EU Member States. In addition, LBPAM has for its part developed its own methodology which it applies on top of Innovest RiskMetrics Group’s overall ranking for each of the 6 environmental criteria and which FIDH has judged relevant. This allows them to measure states’ efforts in light of the means and resources they have at their disposal, with a view to reducing the risks of biased results. Elements considered by LBPAM to relativize the final ratings are the GDP per capita, dispersion of regional GDP and the public debt.²

Each method arguably has its strengths and weaknesses, but the use of two different scoring methods for Sections A-B and Section C in the same study certainly has limitations. This should be taken into consideration when looking at the final ranking.

- Overall scoring

The initial premise is that all 17 criteria are equally weighted. However, 3 of the 11 human rights criteria³ were weighted 50% less due to the absence of available data and the need to limit the number of indicators selected for these criteria (refer to I.3). It was considered that giving them the same weight as all others human rights criteria would not be revealing of the actual situation and might have unfairly penalised certain states.

Finally, regarding the final ranking, an overall weight of 70% was granted to the 11 human rights criteria and of 30% for the 6 environmental criteria.



Data collection process

The process of data collection for human rights criteria featured four main components: (1) online research, (2) targeted expert inquiries, (3) NGO network inquiries and (4) expert consultations.

Online research represented the core of the data collection activities. Information was gathered from or via a variety of sources, such as statistical databases like Eurostat, information portals of inter-governmental (e.g. European Commission, Council of Europe, FRA, OSCE, OECD,

². More details on this methodology can be provided by LBPAM upon request.

³. Criteria VII (Emergency Law and Anti-Terrorism), Criteria VIII (International Justice) and Criteria X (Promotion of Corporate Responsibility)

OHCHR, UNHCR, ILO, WHO) as well as non-governmental (e.g. Amnesty International, Human Rights Watch, Human Rights First, Reporters without Borders, IANSA, ICC Coalition, Transparency International) organisations and institutions, and several research institutes and portals (e.g. SIPRI, lexadin, GlobaLex, Human Rights Law Centre UoN, Boltzmann Institute).

Targeted expert inquiries were submitted to the Commissioner for Human Rights of the Council of Europe, the OHCHR in Geneva, the European Broadcasting Union, the OSCE Representative on Freedom of the Media, the European Disability Forum, Freiraum Europa, Inclusion International, the Jesuit Refugee Service Europe, Redress, CEPOL, OMCT, and Human Rights Education Associates. Of these twelve inquiries only four yielded responses. NGO Networks were also consulted. Finally, experts from the following institutions/organisations were personally consulted: German Institute for Human Rights Development Branch, National Contact Point for the UN Convention on the Rights of Persons with Disabilities, Committee on the Prevention of Torture (CPT), and NGO FIAN International.

It must be noted that data/information from either 2008, 2009 or 2010 was required in order for the indicator to qualify as applicable, the selected year depending on data availability for a solid majority of the 27 Member States.

PART II.

Indicators and Results

This section compiles the indicators which were used for the 2010 edition along with a classification table for each criterion. Each of the applied indicators or group of indicators is accompanied by a short description of the indicator's content and rationale, the method of calculation and the main sources of information.

SECTION A: STATES' RESPECT FOR HUMAN RIGHTS AT THE DOMESTIC LEVEL

Criterion I: Gender Equality and Women's Rights

Discrimination against women remains widely spread across Europe and insufficiently addressed by many governments. Gender equality and women's rights are considered a central issue that is commonly applied transversally to any human rights study. Five main issues have been identified: political participation of women, gender and employment, gender and education, violence against women and reproductive rights.

• Issue 1: Political participation of women

The rationale behind these four indicators is to examine the level of participation of women in all three branches of government (legislative, executive and judicative).

- Indicator I.1: Percentage of women in the national parliament (upper and lower house)
MoC: >40%: +2 / 33-40%: +1 / 21-32%: 0 / 13-20%: -1 / <13%: -2
Source: *European Commission Employment, Social Affairs and Equal Opportunities, Section Politics, 4th quarter 2009*
- Indicator I.2: Percentage of women in senior minister positions of national governments
MoC: >40%: +2 / 33-40%: +1 / 21-32%: 0 / 13-20%: -1 / <13%: -2
Source: *European Commission Employment, Social Affairs and Equal Opportunities, Section Politics, 4th quarter 2009*
- Indicator I.3: Percentage of women in level 1 administrator positions in ministries or government departments
MoC: >40%: +2 / 33-40%: +1 / 21-32%: 0 / 13-20%: -1 / <13%: -2
Source: *European Commission Employment, Social Affairs and Equal Opportunities, Section Public administration, 2009*
- Indicator I.4: Percentage of women in the highest judicial body
MoC: >45%: +2 / 36-45%: +1 / 25-35%: 0 / 15-24%: -1 / <15%: -2
Source: *European Commission Employment, Social Affairs and Equal Opportunities, Section Judiciary, 2009*

• **Issue 2: Gender and employment**

The three indicators intend to examine (1) how far the state's and the population's commitment and efforts have succeeded in closing the so-called Gender Pay Gap, (2) how far the state is committed towards providing women with more flexibility to re-enter the job market after giving birth and pursue their career and (3) to what extent women are participating in decisions in the private business sector.

Indicator I.5: Size of Gender Pay Gap at the national level

MoC: <10%: +2 / 10-14%: +1 / 15-20%: 0 / 21-25%: -1 / >25%: -2

Source: European Commission, Eurostat 2008

Indicator I.6: Length of paid parental leave for men recognised by law

MoC: >12 months: +3 / up to 12 months: +2 / up to 6 months: +1 / unpaid leave of min 3 months: 0 / parental leave directive 96/34/EC incorrectly implemented: -1

Source: Council of Europe, Family Policy Database, last updated 30/04/2009 and European Alliance for Families, Country profiles, accessed on 27/02/2010

Indicator I.7: Percentage of women in the highest decision-making body (board members) in the private business sector

MoC: >35: +2 / >25: +1 / 20-25: 0 / <20: -1 / <10: -2

Source: European Commission Employment, Social Affairs and Equal Opportunities, 2009

• **Issue 3: Gender and education**

The indicator examines whether and to what extent gender stereotypes continue to hamper women or girls in their pursuit of diverse high-level qualifications.

Indicator I.8: Percentage of the female population (20-24 years of age) having completed at least upper secondary education

MoC: >92%: +2 / >86: +1 / 80-86%: 0 / <80: -1 / <74%: -2

Source: European Commission, Eurostat 2008

• **Issue 4: Violence against women**

Two indicators also look at whether the government is active towards gathering data in regards to violence against women, and committed towards tackling the issue through education.

Indicator I.9: National survey focusing on the prevalence and effects of all forms of violence against women

MoC: National survey conducted/2006 or 2007/plan to repeat survey: +2

National survey conducted/2005 or older/plan to repeat survey: +1

National survey conducted/ older than 2000/plan to repeat survey: 0

National survey conducted/any year/NO plan to repeat survey: -1

NO survey conducted or NO answer and NO plan to conduct one or no answer: -2

Source: Council of Europe: Protecting Women Against Violence, analytical study prepared by Prof. Dr. Carol Hagemann-White 2008

Indicator I.10: Existence of programs or activities to educate children in public schools about violence against women

MoC: Yes: 0 / No: -1

Source: Council of Europe: *Protecting Women Against Violence*, analytical study prepared by Prof. Dr. Carol Hagemann-White 2008

• **Issue 5: Reproductive rights**

The indicator examines whether the state is committed to finding a balance between the right to life and women's reproductive freedom that, in particular, sufficiently honours the basic principles of individual self-determination and non-discrimination.

Indicator I.11: De-criminalisation of abortion

MoC: Legal for up to 12 weeks of pregnancy without restriction to reason: 0
Legal for up to 10 weeks of pregnancy without restriction to reason OR up to 12 weeks of pregnancy on socioeconomic grounds and to save the woman's life, physical health and mental health: -1
Legal to preserve physical or mental health or the woman's life: -2
Prohibited altogether or allowed to save the woman's life: -3

Source: Center for Reproductive Rights, New York, *World Abortion Laws 2009 Fact Sheet*

➤ Gender Equality / Women's Rights

	POLITICAL PARTICIPATION				EMPLOYMENT			EDUCATION	VIOLENCE		REPRODUC-TIVE RIGHTS	TOTAL	SCORE (ON 10)
	% of women in the national parliament (upper and lower house) (I.1.)	% of women in senior minister positions of national governments (I.2.)	% of women in level 1 administrator positions in ministries or government departments (I.3.)	% of women in the highest judicial body (I.4.)	Size of Gender Pay Gap at the national level (I.5.)	Length of paid parental leave for men recognized by law (I.6)	% of women in the highest decision-making body in the private business sector (I.7.)	% of female population (20-24 years of age) having completed at least upper secondary education (I.8.)	National survey focusing on the prevalence and effects of all forms of violence against women (I.9)	Existence of programs or activities to educate children in public schools about violence against women (I.10)	De-criminalization of abortion (I.11)		
Sweden	2	2	1	1	0	3	1	1	-1	0	0	10	7,75
Finland	1	2	0	0	0	1	0	1	2	-1	-1	5	6,5
Slovenia	-1	0	2	1	2	2	-1	2	-2	0	0	5	6,5
Bulgaria	0	0	0	2	1	3	-1	0	-2	0	0	3	6
Slovakia	-1	-1	-2	2	0	3	-1	2	1	0	0	3	6
Denmark	1	2	-2	-1	n/a	2	-1	-1	2	0	0	2	5,75
France	-1	1	-1	0	0	3	-1	0	1	0	0	2	5,75
Latvia	0	-1	1	2	1	3	-1	0	-2	-1	0	2	5,75
Romania	-2	-1	-1	2	2	3	-1	-1	2	-1	0	2	5,75
Poland	-1	0	0	-1	1	3	-1	2	n/a	n/a	-2	1	5,5
Belgium	1	0	-1	-1	2	1	-2	0	0	0	0	0	5,25
Spain	1	2	2	-2	0	0	-1	-2	2	0	-2	0	5,25
Czech Republic	-1	-1	-1	-1	-2	3	-1	2	n/a	n/a	0	-2	4,75
Lithuania	-1	-1	-2	-1	-1	2	-1	2	1	n/a	0	-2	4,75
Netherlands	1	0	0	-2	n/a	2	-1	0	-2	0	0	-2	4,75
Portugal	0	0	0	-2	2	1	-2	-2	2	0	-1	-2	4,75
Austria	0	1	-1	0	-2	3	-2	0	-2	0	0	-3	4,5
Germany	0	2	-2	-1	-1	2	-1	-1	-1	0	0	-3	4,5
Estonia	0	-2	0	-1	n/a	3	-2	1	-2	-1	0	-4	4,25
Greece	-1	0	0	-1	-1	0	-2	1	n/a	n/a	0	-4	4,25
Luxembourg	-1	0	-1	2	1	1	-2	-1	-2	0	-1	-4	4,25
Ireland	-1	-1	-1	0	n/a	0	-2	2	1	0	-3	-5	4
Italy	-1	0	-1	-2	2	1	-2	-1	-1	-1	0	-6	3,75
UK	-1	-1	-1	-2	-1	0	-1	0	2	0	-1	-6	3,75
Hungary	-2	-2	-1	2	0	-1	-1	0	-2	0	0	-7	3,5
Cyprus	-1	-2	-2	-2	-1	0	-2	1	-2	0	-1	-12	2,25
Malta	-2	0	-2	-2	2	0	-2	-2	-2	0	-3	-13	2

Criterion II: Non-Discrimination (except gender)

Besides issues of gender discrimination addressed in the first criterion, the prohibition of discrimination on the basis of race, religion, language, political opinion, national or social origin, sexual orientation or any other status is a basic human rights principle which requires paying particular attention to vulnerable groups. This section specifically addresses discrimination against homosexuals, minorities, persons with disabilities and elderly people.

• Issue 1: Protection of sexual orientation

The first indicator examines the state's commitment to ending legal discrimination and increasing social acceptance of same-sex couples, while the second one gives an indication on the extent to which same-sex couples can feel protected by the state and comfortable with using their rights.

Indicator II.1: Existence of legislation recognising the legality of same-sex partnerships

MoC: *Marriage: +2 / Registered partnership: +1 / No: -2*

Source: *ILGA 2009*

Indicator II.2: Perceived extent of discrimination on grounds of sexual orientation

(Percentage of EU citizens thinking that discrimination on grounds of sexual orientation is widespread in their country)

MoC: *<25%: +2 / <40%: +1 / 40-50%: 0 / >50%: -1 / >60%: -2*

Source: *European Commission, Eurobarometer, Discrimination in the EU in 2009*

• Issue 2: Protection against racist violence

This indicator examines whether the state explicitly recognises racist violence as a social problem of particular severity and whether it provides its authorities with legal instruments to take appropriate action against this problem.

Indicator II.3: Legal recognition of racist motivation as an aggravating element in criminal law

MoC: *Yes, explicit: +1 / No: -1*

Source: *European Network Against Racism (ENAR) Shadow Reports on Racism in Europe, 2008/ Human Rights First 2008 Hate Crime Survey/ Council of Europe, European Commission against Racism and Intolerance (ECRI), Country Monitoring Work (reports from 2008 or 2009).*

• Issue 3: Protection of national minorities

The first two indicators examine whether the state is legally committed to the protection of national minorities and their special interests. The third and fourth indicator intends to examine whether state authorities act against social marginalisation of Roma people, or if discrimination of Roma is systemic.

Indicator II. 4: Ratification of the Framework Convention for the Protection of National Minorities

MoC: *Yes, without reservation but possibly declaration: 0 / Yes, but with reservation: -1 / Signed with/without reservations: -2 / No: -3*

Source: *Council of Europe, accessed in February 2010*

Indicator II.5: Ratification of the European Charter for Regional or Minority Languages
 MoC: *Yes, without reservation but possibly declaration: 0 / Signed with/without reservations: -1 / No: -2*
 Source: *Council of Europe, accessed in February 2010*

Indicator II.6: Measures taken by authorities following an eviction of a Roma or a Traveler/ Tourist
 MoC: *Provision for alternative accommodation: 0 / right to new housing with conditions or after convincing the court: -1 / no clear mechanism: -2*
 Source: *European Union Agency for Fundamental Rights (FRA), Housing Conditions of Roma and Travellers in the European Union, 2009*

Indicator II.7: Segregation of Roma Children in Education
 MoC: *Systematic Segregation of Roma Children in schools: -2 / Reports of segregation: -1 / No report of segregation: 0*
 Source: *European Roma Rights Center, Factsheet: Summit-to-Summit Roma Rights Record, April 2010*

• **Issue 4: Social inclusion of persons with disabilities**

The indicator reflects the level of a state's legal commitment to the aims of the UN Convention on the Rights of Persons with Disabilities. Ratification of the Optional Protocol merits one bonus point.

Indicator II.8: Ratification of the UN Convention on Rights of Persons with Disabilities
 MoC: *Ratified: +2 / Ratified with reservation: +1 / Signed with reservation: -1 / Neither ratified nor signed: -2*
 Source: *OHCHR / UN Treaty Database (as of 15 March 2010)*

• **Issue 5: Protection against age discrimination**

The three indicators examine to what degree older persons and children/minors are at risk of social exclusion.

Indicator II.9: Employment rate for persons between 55-64 years of age
 MoC: *>60: +2 / >50: +1 / 45-50: 0 / <45: -1 / <35: -2*
 Source: *European Commission, Eurostat 2008*

Indicator II.10: At-risk-of-poverty rate for persons 65 years and older after social transfers
 MoC: *<10: +2 / <18: +1 / 18-24: 0 / >24: -1 / >32: -2 / >40: -3*
 Source: *European Commission, Eurostat 2008*

Indicator II.11: At-risk-of-poverty rate for persons less than 18 years old after social transfers
 MoC: *<10: +2 / <15: +1 / 15-20: 0 / >20: -1 / >25: -2 / >30: -3*
 Source: *European Commission, Eurostat 2008*

➤ Non Discrimination

	SEXUAL ORIENTATION		RACIST VIOLENCE	NATIONAL MINORITIES				DISABILITY	AGE DISCRIMINATION			TOTAL	SCORE (ON 10)
	Existence of legislation recognizing the legality of same-sex partnerships (II.1)	Perceived extent of discrimination on grounds of sexual orientation (II.2)		Legal recognition of racist motivation as an aggravating element in criminal law (II.3)	Ratification of the Framework Convention for the Protection of National Minorities (II.4)	Ratification of the European Charter for Regional or Minority Languages (II.5)	Measures taken by authorities following an eviction of Roma or Travelers (II.6)		Segregation of Roma Children in Education (II.7)	Employment rate for persons between 55-64 years of age (II.9)	At-risk-of-poverty rate for persons 65 years and older after social transfers (II.10)		
Sweden	1	-1	1	0	0	0	0	3	2	1	1	8	8,1
Denmark	0	1	1	0	0	0	0	2	1	0	2	7	7,83
Czech Republic	0	2	1	0	0	0	-2	2	0	2	1	6	7,56
Germany	0	1	-1	0	0	0	0	3	1	1	0	5	7,29
Austria	0	0	1	0	0	0	0	3	-1	1	0	4	7,02
Finland	0	0	1	0	0	0	0	0	1	0	1	3	6,75
Netherlands	1	-1	-1	0	0	0	0	0	1	1	1	2	6,48
Slovenia	0	0	-1	0	0	0	0	3	-2	0	1	1	6,21
UK	0	0	1	0	0	0	-1	2	1	-1	-1	1	6,21
Spain	1	0	1	0	0	-2	-1	3	0	-1	-1	0	5,94
Belgium	1	0	1	-2	-2	0	0	3	-2	0	0	-1	5,67
Ireland	-1	1	-1	0	-2	0	0	0	1	0	0	-2	5,4
Hungary	0	0	-1	0	0	-2	-2	3	-2	2	0	-2	5,4
Luxembourg	0	1	-1	-2	0	n/a	0	0	-2	2	0	-2	5,4
Slovakia	-1	1	1	0	0	-1	-2	0	-1	1	0	-2	5,4
Italy	-1	-2	1	0	-1	0	0	3	-2	0	-1	-3	5,13
Portugal	-1	-1	1	0	-2	-2	-1	3	1	0	-1	-3	5,13
Estonia	-1	1	-1	0	-2	n/a	0	0	2	-2	0	-3	5,13
Lithuania	-1	1	-1	0	-2	0	0	0	1	-1	-1	-4	4,86
Cyprus	-1	-2	-1	0	0	n/a	0	0	1	-3	1	-5	4,59
Poland	-1	0	-1	0	0	-1	0	-1	-2	1	-1	-6	4,32
Malta	-1	-1	1	-1	-1	n/a	0	-1	-2	0	0	-6	4,32
France	0	-2	1	-3	-1	0	0	0	-2	1	0	-6	4,32
Latvia	-1	0	1	0	-2	-1	0	0	1	-3	-1	-6	4,32
Romania	-1	0	1	0	0	-2	-2	0	-1	-1	-3	-9	3,51
Bulgaria	-1	2	-1	0	-2	-2	-2	0	0	-2	-2	-10	3,24
Greece	-1	-2	1	-2	-2	-2	-2	0	-1	0	-1	-12	2,7

Criterion III: Rights of Migrants and Refugees

In a world where economic disparities are increasing and in light of the migration flows faced by the European continent and the diverse legislative and political measures taken by European governments, migrants and refugees are every day more likely to be victims of human rights abuses. The protection of migrants and refugees' rights is of crucial importance to assess the respect by EU Member States of their obligations towards all human beings regardless of their origins.

• Issue 1: Status of refugee rights

The two indicators examine whether the state gears its laws and policies towards a human rights-sensitive practice of handling asylum applications. With regard to the first indicator, only explicit recognition of gender-specific violence (by state or non-state actors) as a factor constituting persecution in line with the international refugee protection regime established by the Geneva Convention of 1951 warrants a positive score since all asylum laws within the EU refer to the Geneva Convention which can be interpreted as including gender-specific violence. Explicit protection in asylum laws provides increased legal certainty.

Indicator III.1: Legal recognition of gender-based violence and mistreatment as a ground for recognition of refugee status

MoC: *Explicit recognition: +2 / Yes: 0 / No: -2*

Source: *National asylum laws (via lexadin, UNHCR Refworld, legislationline)*

Indicator III.2: Percentage of asylum applications approved at first instance (Q3/2009 – refugee status / subsidiary protection / humanitarian)

MoC: *>10%: +2 / 7-10%: +1 / 5-7%: 0 / 2-5%: -1 / <2%: -2*

Source: *Eurostat 2009⁴*

• Issue 2: Rights of immigrants (general)

The first two indicators respectively examine whether the state demonstrates its willingness to include non-national residents in the political decision process and to enable them to exercise their economic and social rights by entering the labour market. The third indicator examines to what extent the state is committed – in line with article 15 of the Directive 2008/115/EC of the EP and of the Council – to protect foreign nationals without legal residence status from arbitrary and disproportionate measures depriving them of their personal freedom and dignity. The standard set by the aforementioned directive is a maximum of 12 months which, from a human rights perspective, might (in future studies) also be considered too low and, thus, does not warrant a “0” rating. The last indicator assesses the quality of Member States’ data collection mechanisms on racist violence, which reveals the efforts undertaken by a state to fight racist violence which primarily targets migrants. Considering the importance of this issue, this indicator was granted more positive or negative points. Like other areas, the choice of indicators in this area remains unsatisfactory due to the lack of comparable data. As noted by the European Union Agency for Fundamental Rights (FRA), data gathers by Member States differs greatly (notably due to various research methods) and current available data on racism and discrimination in the EU, including official criminal justice data, is not adequate to allow for satisfactory comparison.

4. The second indicator had to be limited to the third quarter of 2009 since information for all 27 members was available for this quarter only.

Indicator III.3: Ratification of the Convention on the Participation of Foreigners in Public Life
at Local Level

MoC: *Ratified without reservation: +2 / Ratified with reservation: +1 / Not ratified: -2*

Source: *Council of Europe*

Indicator III.4: Percentage of third-country immigrants having access to the regular labor market

MoC: *>75%: +2 / 66-75%: +1 / 65.7%: 0 / 50-65%: -1 / <50%: -2*

Source: *Eurostat 2008*

Indicator III.5: Maximum admissible length of detention for deportation

MoC: *< 1 month: +2 / < 6 months: +1 / > 12 months: -2*

Source: *Global Detention Project, UNHCR Refworld, lexadin, legislationline*

Indicator III.6. Quality of official criminal justice data collection on racist crime/violence

MoC: *Comprehensive (extensive data collection, with detail about victim and offender characteristics): +2 / Good (existing system to register incidents/crimes): +1 / Limited reporting on investigations and courts cases: -1 / None: No official data collected or made readily available in the public domain: -2*

Source: *European Agency for Fundamental Rights, Annual Report 2009*

➤ Rights of Migrants and Refugees

	STATUS OF REFUGEE RIGHTS		RIGHTS OF MIGRANTS			RACIST VIOLENCE	TOTAL	SCORE (ON 10)
	Legal recognition of gender-based violence and mistreatment as a ground for recognition of refugee status (III.1)	Percentage of asylum applications approved at first instance (III.2)	Ratification of the Convention on the Participation of Foreigners in Public Life at Local Level (III.3)	Legal recognition of gender-based violence and mistreatment as a ground for recognition of refugee status (III.4)	Maximum admissible length of detention for deportation (III.5)	Quality of official criminal justice data collection mechanisms on racist crime/violence (III.6)		
Sweden	2	1	2	-1	-2	4	6	6,84
Finland	0	1	2	-1	-2	4	4	6,12
Czech Republic	2	-2	0	1	0	2	3	5,76
Denmark	0	2	2	-1	-2	2	3	5,76
Germany	2	1	-2	-1	0	2	2	5,4
Slovakia	0	1	-2	n/a	0	2	1	5,04
Ireland	2	-1	-2	1	-2	2	0	4,68
UK	n/a	-1	0	-1	-2	4	0	4,68
Italy	n/a	1	1	1	0	-4	-1	4,32
Cyprus	0	2	0	1	-2	-2	-1	4,32
Netherlands	0	2	2	-1	-2	-2	-1	4,32
France	0	-1	-2	-1	1	2	-1	4,32
Poland	0	0	-2	-1	0	2	-1	4,32
Austria	0	2	-2	-1	0	-2	-3	3,6
Portugal	2	-2	-2	2	1	-4	-3	3,6
Slovenia	0	-2	0	1	0	-2	-3	3,6
Belgium	0	-1	-2	-2	0	2	-3	3,6
Bulgaria	0	1	-2	-1	n/a	-2	-4	3,24
Estonia	2	-2	-2	-1	1	-2	-4	3,24
Hungary	0	-1	-2	1	0	-2	-4	3,24
Spain	0	-2	-2	2	1	-4	-5	2,88
Luxembourg	0	-1	-2	-1	1	-2	-5	2,88
Lithuania	0	-1	0	-1	-2	-2	-6	2,52
Greece	n/a	-2	-2	1	0	-3	-6	2,52
Malta	0	2	-2	-1	-2	-4	-7	2,16
Romania	0	-1	-2	-1	0	-4	-8	1,8
Latvia	0	-2	-2	-1	-2	-2	-9	1,44

Criterion IV: Corruption and Governance

Whilst it can be said that corruption and good governance are not “human rights” issues *per se*, corrupt practices and the lack of transparent institutional decision-making processes within governmental structures are undoubtedly recognised as determining factors contributing to the perpetration of human rights abuses. A state’s good governance practices act as a conducive prerequisite to ensure that human rights are respected.

The first indicator examines corruption in the public sector and in politics. It is based on the perception of informed observers. The second and third indicators reflect the views of and experiences with corruption of a representative sample of each country’s population in the areas mentioned above.

Indicator IV.1: Corruption Perceptions Index (1: corruption perceived to be the highest, 9.5: corruption perceived to be the lowest)

MoC: >9: +2 / >7: +1 / 6-7: 0 / <6: -1 / <4: -2

Source: *Transparency International 2009*

Indicator IV.2: Public coverage on the Global Corruption Barometer for Parliament/Legislature (1: not at all corrupt, 5: extremely corrupt)

MoC: <2.2: +2 / <2.8: +1 / 2.8-3.4: 0 / >3.4: -1 / >4: -2

Source: *Transparency International, Global Corruption Barometer 2009*

Indicator IV.3: Public coverage on the Global Corruption Barometer for Public Officials/Civil Servants (1: not at all corrupt, 5: extremely corrupt)

MoC: *Public officials/civil servants:* <2.2: +2 / <2.8: +1 / 2.8-3.4: 0 / >3.4: -1 / >4: -2

Source: *Transparency International, Global Corruption Barometer 2009*

✎ Corruption and Governance

	Corruption Perceptions Index (IV.1)	Public Coverage of the Global Corruption Barometer for Parliament/Legislature (IV.2)	Public Coverage on the Global Corruption Barometer for Public Officials/Civil Servants (IV.3)	TOTAL	SCORE (ON 10)
Denmark	2	2	1	5	9,13
Finland	1	1	2	4	8,3
Austria	1	1	1	3	7,47
Netherlands	1	1	1	3	7,47
Sweden	2	n/a	n/a	2	6,64
Belgium	1	n/a	n/a	1	5,81
Germany	1	n/a	n/a	1	5,81
Ireland	1	n/a	n/a	1	5,81
Luxembourg	1	0	0	1	5,81
UK	1	0	0	1	5,81
Cyprus	0	n/a	n/a	0	4,98
Estonia	0	n/a	n/a	0	4,98
France	0	n/a	n/a	0	4,98
Slovenia	0	n/a	n/a	0	4,98
Spain	0	0	0	0	4,98
Latvia	-1	n/a	n/a	-1	4,15
Malta	-1	n/a	n/a	-1	4,15
Portugal	-1	0	0	-1	4,15
Slovakia	-1	n/a	n/a	-1	4,15
Poland	-1	0	-1	-2	3,32
Czech Republic	-1	-1	-1	-3	2,49
Hungary	-1	-1	-1	-3	2,49
Italy	-1	-1	-1	-3	2,49
Lithuania	-1	-1	-1	-3	2,49
Greece	-2	-1	-1	-4	1,66
Romania	-2	-2	-1	-5	0,83
Bulgaria	-2	-2	-2	-6	0

Criterion V: Social Cohesion / Economic and Social Rights

At a time where the global financial crisis has exacerbated socio-economic disparities, the issue of social cohesion and respect for economic and social rights should be at the forefront of any human rights analysis of states' human rights situation. Regardless of its economic situation, each state has committed to take steps towards the progress in the field of economic and social rights. This section looks at states' efforts to protect its vulnerable citizens by putting in place measures to ensure social security, access to education, work and employment, the respect of union rights and an adequate standard of living for all.

• Issue 1: Social security

The indicator examines the state's commitment to protect its vulnerable citizens.

Indicator V.1: At-risk-of-poverty rate after social transfers

MoC: <12: +2/ <15: +1/ 15-17%: 0/ >17: -1 >20: -2

Source: European Commission, Eurostat 2008

• **Issue 2: Education**

The indicator examines whether the state's efforts to provide its population with the opportunity for education are fruitful.

Indicator V.2: Percentage of total population (25-64) having completed at least upper secondary education

MoC: >90: +2 / >80: +1 / 70-80: 0 / <70: -1 / <60: -2

Source: European Commission, Eurostat 2008

• **Issue 3: Work and employment**

The two indicators examine whether the state creates an environment (1) with just working conditions and (2) with stable employment, and does not favour precarious work with disadvantages such as lower wages, few benefits, often times lack of collective representation and job insecurity.

Indicator V.3. Average number of actual weekly hours of work in main job

MoC: <34: +2 / <36: +1 / 36-38: 0 / >38: -1 / >40: -2

Source: European Commission, Eurostat, data from 4th Quarter 2008 to 3rd Quarter 2009 (average out of 4 quarters)

Indicator V.4.: Percentage of total number of employees with a contract of limited duration

MoC: <4: +2 / <8: +1 / 8-12: 0 / >12: -1 / >16: -2

Source: European Commission, Eurostat 2008

• **Issue 4: Union rights**

The indicator examines whether the state recognises the right to bargain collectively.

Indicator V.5. : Recognition of article 6 of the (Revised) European Social Charter

MoC: Recognised: 0 / Recognised with reservation: -1 / Not recognised because Revised Charter not ratified: -2

Source: Council of Europe, accessed in February 2010

• **Issue 5: Adequate standard of living**

The two indicators examine (1) to what extent the state monitors the right to adequate housing in terms of habitability which is closely linked to human dignity and the principle of non-discrimination and (2) to what extent the state ensures the affordability aspect of this right, in other words the fact that the percentage of housing-related costs is commensurate with income levels.

Indicator V.6: Percentage of total population living with a leaking roof, damp walls, floors or foundation, or rot in window frames or floor

MoC: <10: +2 / <15: +1 / 15-20: 0 / >20: -1 / >25: -2

Source: European Commission, Eurostat 2008

Indicator V.7: Percentage of households with heavy financial burden due to housing costs

MoC: <16: +2 / <28: +1 / 28-33: 0 / >33: -1 / >45: -2

Source: European Commission, Eurostat 2008

↘ Social Cohesion / Economic and Social Rights

	SOCIAL SECURITY At-risk-of-poverty rate after social transfers (V.1)	EDUCATION Percentage of total population (25-64) having completed at least upper secondary education (V.2)	WORK AND EMPLOYMENT Average number of actual weekly hours of work in main job (V.3)	UNION RIGHTS Percentage of total number of employees with a contract of limited duration (V.4)	UNION RIGHTS Percentage of total number of employees with a contract of limited duration (V.5)	ADEQUATE STANDARD OF LIVING % of total population living with a leaking roof, damp walls, floors or foundation, or rot in window frames or floor (V.6)	ADEQUATE STANDARD OF LIVING % of households with heavy financial burden due to housing costs (V.7)	TOTAL	SCORE (ON 10)
Slovakia	2	1	-1	1	0	2	0	5	7,22
Sweden	1	1	1	-2	0	2	2	5	7,22
Denmark	1	0	1	0	-2	2	2	4	6,84
Estonia	-1	1	0	2	0	0	2	4	6,84
Finland	1	1	0	-1	0	2	1	4	6,84
Ireland	0	0	1	0	0	1	1	3	6,46
Netherlands	2	0	2	-2	-1	0	2	3	6,46
Austria	1	1	0	0	-2	1	1	2	6,08
Czech Republic	2	2	-2	0	-2	1	1	2	6,08
Germany	0	1	1	-1	-2	1	1	1	5,7
Lithuania	-1	2	-1	2	0	-1	0	1	5,7
France	1	-1	0	-1	0	1	0	0	5,32
Malta	0	-2	-1	1	0	2	0	0	5,32
Belgium	0	-1	0	0	0	0	0	-1	4,94
UK	-1	0	1	1	-2	0	0	-1	4,94
Hungary	1	0	-1	1	0	-2	-1	-2	4,56
Luxembourg	1	-1	0	1	-2	0	-1	-2	4,56
Latvia	-2	1	-1	2	-2	-2	1	-3	4,18
Romania	-2	0	-1	2	0	-1	-1	-3	4,18
Slovenia	1	1	-1	-2	0	-2	-1	-4	3,8
Bulgaria	-2	0	-2	1	0	-2	-1	-6	3,04
Cyprus	0	0	-1	-1	0	-2	-2	-6	3,04
Greece	-1	-1	-2	0	-2	0	0	-6	3,04
Italy	-1	-2	0	-1	0	0	-2	-6	3,04
Poland	0	1	-1	-2	-2	-1	-1	-6	3,04
Portugal	-1	-2	-1	-2	-1	0	-1	-8	2,28
Spain	-1	-2	0	-2	-2	0	-2	-9	1,9

Criterion VI: Freedom of Expression / Right to Information

Freedom of expression and its complement the right to access information are generally considered as respected in the EU. However, even in democratic regimes, freedom of expression can be threatened, for example by the concentration of media sources. The ability for journalists to freely express themselves and obtain information remains a telling indicator on a state's transparency over its governance.

The first indicator reflects to what extent the national legal order prohibits media concentration constituting a threat to diversity of opinion and information. The second indicator points to the level of press freedom in each country.

Indicator VI.1: National or sub-national regulation prohibiting private monopolisation of radio and TV broadcast

MoC: Yes, media specific: +2 / Yes, general provision on competition: 0 / No: -2

Source: National laws (accessed via *lexadin*, *legislationline* et al.), *European Journalism Centre* country profiles

Indicator VI.2: Press Freedom Index of Reporters without Borders

MoC: <1 points: +2; <4 points: +1; 4-6 points: 0; >6 points: -1; >9 points: -2

Source: *Reporters without Borders* online

➤ Freedom of expression and information

	National or sub-national regulation prohibiting monopolisation of radio and TV broadcast (VI.1)	Press Freedom Index of Reporters without Borders (VI.2)	TOTAL (VI.3)	SCORE (ON 10)
Germany	2	1	3	8,75
Malta	2	1	3	8,75
Cyprus	2	0	2	7,5
Czech Republic	2	0	2	7,5
Denmark	0	2	2	7,5
Estonia	0	2	2	7,5
Finland	0	2	2	7,5
Hungary	2	0	2	7,5
Ireland	0	2	2	7,5
Sweden	0	2	2	7,5
Austria	0	1	1	6,25
Belgium	0	1	1	6,25
Greece	2	-1	1	6,25
Latvia	0	1	1	6,25
Lithuania	0	1	1	6,25
Netherlands	0	1	1	6,25
Luxembourg	0	0	0	5
Slovenia	2	-2	0	5
UK	0	0	0	5
Portugal	0	-1	-1	3,75
Bulgaria	0	-2	-2	2,5
France	0	-2	-2	2,5
Italy	0	-2	-2	2,5
Poland	0	-2	-2	2,5
Romania	0	-2	-2	2,5
Slovakia	0	-2	-2	2,5
Spain	0	-2	-2	2,5

Criterion VII: Emergency Law and Anti-Terrorism

The adoption of emergency laws by states in the context of the so-called global fight against terrorism have in certain cases been used to derogate to their human rights obligations and can be considered as a contemporary threat posed to the protection of human rights. Their invocation by EU Member States should be carefully monitored.

The invocation of limitations to the enjoyment of human rights in situations of emergency is a relevant indicator since (1) it represents a severe destabilisation of the human rights protection system and (2) future invocations by other states cannot be excluded.

Indicator VII.1: Abusive invocation by the government of article 4 ICCPR or article 15 ECHR

MoC: Yes: -2

Source: *simlaw* (*Utrecht*)

▼ Emergency Law and Anti-Terrorism

	Effective invocation by the government of article 4 ICCPR or article 15 ECHR (VII.1)	TOTAL	SCORE (ON 10)
Austria	0	0	10
Belgium	0	0	10
Bulgaria	0	0	10
Cyprus	0	0	10
Czech Republic	0	0	10
Denmark	0	0	10
Estonia	0	0	10
Finland	0	0	10
France	0	0	10
Germany	0	0	10
Greece	0	0	10
Hungary	0	0	10
Ireland	0	0	10
Italy	0	0	10
Latvia	0	0	10
Lithuania	0	0	10
Luxembourg	0	0	10
Malta	0	0	10
Netherlands	0	0	10
Poland	0	0	10
Portugal	0	0	10
Romania	0	0	10
Slovakia	0	0	10
Slovenia	0	0	10
Spain	0	0	10
Sweden	0	0	10
UK	-2	-2	0

SECTION B: STATES' RESPECT FOR HUMAN RIGHTS AT THE INTERNATIONAL LEVEL

In addition to looking at states' efforts to respect human rights within their own borders, FIDH believes states' have obligations which trespass their borders, the first of them being to do no harm to the enjoyment of human rights in third countries. In other words, states have extraterritorial obligations.

Criterion VIII: International Justice

This criterion looks at states' willingness to cooperate with international judicial bodies to pursue authors of international crimes and ensure that victims can obtain justice at the international level when their national systems fail to provide them with an effective remedy.

The first indicator reflects the state's commitment to overcome impunity for the most heinous crimes while the second one examines whether the state is committed to uphold the rule of law when it comes to freedom of the person and to counter arbitrary, clandestine or extralegal detentions or abductions.

Indicator VII.1.: National legislation on cooperation with the ICC and incorporation of the ICC Statute into the criminal code

MoC: Yes: +1 / No: -2

Source: ICC Coalition Europe

Indicator VII.2: Ratification of the Convention for the protection of all persons from enforced disappearances

MoC: Ratified: +2 / Signed: +1 / Neither: -2

Source: OHCHR

▼ International Justice

	National legislation on cooperation with the ICC and incorporation of the ICC Statute into the criminal code (VIII.1)	Ratification of the Convention for the protection of all persons from enforced disappearances (VIII.2)	TOTAL	SCORE (ON 10)
Germany	1	2	3	10,00
Spain	1	2	3	10,00
Belgium	1	1	2	8,57
Bulgaria	1	1	2	8,57
Denmark	1	1	2	8,57
Finland	1	1	2	8,57
Ireland	1	1	2	8,57
Lithuania	1	1	2	8,57
Malta	1	1	2	8,57
Netherlands	1	1	2	8,57
Slovenia	1	1	2	8,57
France	-2	2	0	5,71
Austria	-2	1	-1	4,29
Cyprus	-2	1	-1	4,29
Estonia	1	-2	-1	4,29
Greece	-2	1	-1	4,29
Italy	-2	1	-1	4,29
Luxembourg	-2	1	-1	4,29
Portugal	-2	1	-1	4,29
Romania	-2	1	-1	4,29
Slovakia	-2	1	-1	4,29
Sweden	-2	1	-1	4,29
UK	1	-2	-1	4,29
Czech Republic	-2	-2	-4	0,00
Hungary	-2	-2	-4	0,00
Latvia	-2	-2	-4	0,00
Poland	-2	-2	-4	0,00

Criterion IX: International Economic and Financial Responsibility

This criterion looks at states' international obligations to assistance and cooperation, in conformity with Article 2 of the International Covenant on Economic, Social and Cultural Rights. It is considered that states are under an obligation to provide, to the maximum of their available resources, financial and technical assistance to help countries in need and ensure the fulfilment of economic, social and cultural rights by alleviating global poverty. The global financial crisis should not be used as an excuse for states to avoid fulfilling this obligation.

The first indicator, while not necessarily linked with the active promotion of human rights in the receiving country through targeted donations, reflects the extent to which the state is willing to honour its obligation to provide international economic assistance without expecting any direct benefits for its own economy. The second indicator gives one indication of whether the state is committed towards the expansion of its financial support of international activities promoting human rights.

Indicator IX.3: Percentage of untied bilateral ODA spent by OECD donor countries (trend 2007/2008)⁵

MoC⁶: >10% increase or constant 100%: +2 / decrease: -1 / decrease >10%: -2

Source: OECD Database (2008 data)

Indicator IX.4: Development of voluntary monetary contributions to the OHCHR (2007 to 2008)

MoC: +50% increase: +2 / increase: +1 / decrease: -1 / no contribution: -2

Source: OHCHR annual reports 2007 and 2008

✎ International Economic and Financial Responsibility

	UNTIED AID Percentage of untied bilateral ODA spent by OECD donor countries (IX.1)	OHCHR CONTRIBUTION Development of voluntary monetary contribution to the OHCHR (IX.2)	TOTAL	SCORE (ON 10)
Luxembourg	2	2	4	10
Netherlands	2	2	4	10
Ireland	2	1	3	8,75
Italy	2	1	3	8,75
UK	2	1	3	8,75
Bulgaria	n/a	2	2	7,5
Cyprus	n/a	2	2	7,5
Estonia	n/a	2	2	7,5
Germany	0	2	2	7,5
Hungary	n/a	2	2	7,5
Malta	n/a	2	2	7,5
Slovakia	n/a	2	2	7,5
Czech Republic	n/a	1	1	6,25
Finland	0	1	1	6,25
Latvia	n/a	1	1	6,25
Slovenia	n/a	1	1	6,25
Belgium	-1	1	0	5
Greece	-1	1	0	5
Spain	-2	2	0	5
Sweden	-1	1	0	5
Denmark	0	-1	-1	3,75
France	-2	1	-1	3,75
Poland	n/a	-1	-1	3,75
Austria	-1	-1	-2	2,5
Lithuania	n/a	-2	-2	2,5
Portugal	-2	0	-2	2,5
Romania	n/a	-2	-2	2,5

5. Note: only 19 of 27 EU members are OECD donor countries, of which only 15 belong to the DAC group relevant for the aid-untying efforts according to the 2005 Paris Declaration and the 2008 Accra Agenda . Judging from comments by development experts from the German Institute for Human Rights, the issue of ODA, in general, does not really lend itself to the formulation of meaningful human rights indicators. It appears to be impossible to identify a type or target area of ODA that best reflects positive human rights impact of ODA. Deletion of this issue might therefore be considered.

6. Note: In line with the 2005 Paris Declaration the gradual untying of aid can be considered the standard for the relevant countries. An increase below 10%, thus, does not warrant a positive score.

Criterion X: Promotion of Corporate Responsibility

This criterion looks at states' duty to protect individuals from violations committed by businesses based in their territory for their activities in other countries. The issue of corporate responsibility is currently subject to many debates. European states are recognising the need to adopt regulatory and political measures to ensure companies operating abroad respect human rights.

The first indicator examines the state's efforts in regards to active OECD participation and the extent of stakeholder inclusiveness. Since all OECD member countries have established a contact point, the level of independence of such contact point is considered the determining factor for the rating. FIDH considers inclusion of business as the only external stakeholder (bipartite structure) which may lead to conflict of interest. The second indicator gives a bonus for countries which have an independent body in place to monitor the work of the national contact point.

Indicator X.5: Existence and Structure of OECD National Contact Point

MoC: Yes, multipartite structure (government, business, trade unions, NGOs or independent experts): +1/ Yes, government structure: 0/ structure (government and business only): -1

Source: OECD 2009

Indicator X.6: Presence of an independent body to monitor the work of the NCP

MoC: Yes: +1 No: 0

Source: OECD

► Promotion of Corporate Responsibility

	Existence and Structure of OECD National Contact Point	Independent body to monitor the work of the NCP	TOTAL	SCORE (ON 10)
Luxembourg	1	0	1	6,66
Lithuania	1	0	1	6,66
Latvia	1	0	1	6,66
UK	0	1	1	6,66
Sweden	1	0	1	6,66
Estonia	1	0	1	6,66
Denmark	1	0	1	6,66
Belgium	1	0	1	6,66
Netherlands	1	0	1	6,66
France	1	0	1	6,66
Finland	1	0	1	6,66
Malta	n/a	n/a	n/a	5
Austria	n/a	n/a	n/a	5
Bulgaria	n/a	n/a	n/a	5
Cyprus	n/a	n/a	n/a	5
Hungary	0	0	0	3,33
Spain	0	0	0	3,33
Slovenia	0	0	0	3,33
Czech Republic	0	0	0	3,33
Germany	0	0	0	3,33
Poland	0	0	0	3,33
Italy	0	0	0	3,33
Ireland	0	0	0	3,33
Greece	0	0	0	3,33
Portugal	0	0	0	3,33
Slovakia	0	0	0	3,33
Romania	-1	0	-1	0

Criterion XI: Arms Control

Similar to the criterion on corruption and good governance, arms production and trade remains a high risk factor for potential states' complicity in human rights abuses. This criterion looks at states' cooperation to control and reduce global arms production and trade.

The three indicators reflect the state's commitment to control both the distribution of small weapons as well as heavy arms, as well as the extent to which the domestic economy depends on the production of arms and, at the same time, potentially contributes to human rights violations abroad. Since arms trade is inherently prone to cause severe human rights violations, no positive score was possible here.

Indicator XI.6: Ratification of the U.N. Firearms Protocol

MoC: Yes: +2 / Signed: +1 / No: -2

Source: International Action Network on Small Arms

Indicator XII.7: Ratification of the Convention on Cluster Munition

MoC: Ratified: +2 / Signed: +1 / Neither: -2

Source: Cluster Munition Coalition

Indicator XII.8: Percentage of total exports represented by arms exports

MoC: >0%: -1 / >0,3%: -2

Source: Council annual report on arms export 2008 (Doc. 2009/C 265/01) / Eurostat

▴ Arms Control

	FIREARMS PROTOCOL Ratification of the U.N. Firearms Protocol (XI.6)	CLUSTER MUNITION Ratification of the Convention on Cluster Munition (XII.7)	ARMS EXPORTS % of total exports represented by arms exports (XII.8)	TOTAL	SCORE (ON 10)
Belgium	2	2	n/a	4	10
Denmark	1	2	n/a	3	9
Germany	1	2	n/a	3	9
Luxembourg	1	2	n/a	3	9
Slovenia	2	2	-1	3	9
Austria	1	2	-1	2	8
Cyprus	2	1	-1	2	8
Lithuania	2	1	-1	2	8
Netherlands	2	1	-1	2	8
Spain	2	2	-2	2	8
UK	1	1	n/a	2	8
Bulgaria	2	1	-2	1	7
Italy	2	1	-2	1	7
Portugal	1	1	-1	1	7
Poland	2	-2	n/a	0	6
Sweden	1	1	-2	0	6
Estonia	2	-2	-1	-1	5
Ireland	-2	2	-1	-1	5
Latvia	2	-2	-1	-1	5
Malta	-2	2	-1	-1	5
Romania	2	-2	-1	-1	5
Slovakia	2	-2	-1	-1	5
Czech Republic	-2	1	-1	-2	4
Finland	1	-2	-1	-2	4
France	-2	2	-2	-2	4
Greece	1	-2	-1	-2	4
Hungary	-2	1	-1	-2	4

SECTION C: STATES' RESPECT FOR THE PROTECTION OF THE ENVIRONMENT

Criterion XII: Access to Water

Access to water is a fundamental prerequisite to ensure the respect of individuals' right to water, right to health and right to adequate standard of living, protected in many international instruments such as Articles 11 and 12 of the International Covenant on Economic, Social and Cultural Rights. With the foreseen energy crisis at the global level, water is and will continue to be one of the hottest issues in the coming years. Ensuring people's access to drinking water should remain at the centre of preoccupations.

Indicator XII.1: Internal groundwater availability per capita

Source: *Environmental Sustainability Index (ESI)*

Indicator XII.2: Population with access to improved drinking water sources

Source: *ESI*

▼ Access to Water

	SCORE (ON 10)
Austria	10,00
Denmark	8,40
Sweden	8,31
Finland	8,17
Ireland	7,07
Slovenia	6,39
France	6,33
Belgium	6,19
Estonia	5,69
Poland	4,97
Lithuania	4,70
Czech. Republic	4,43
Hungary	4,37
Spain	4,34

	SCORE (ON 10)
Bulgaria	4,06
Netherlands	4,05
Germany	3,92
Malta	3,78
United Kingdom	3,69
Cyprus	3,67
Latvia	3,52
Italy	2,67
Greece	2,67
Portugal	2,65
Romania	2,64
Slovakia	2,40
Luxembourg	0,00

Criterion XIII: Waste Management

The issue of waste management is closely linked to the respect of individuals' right to an adequate standard of living. Often, weak waste management systems are symptomatic of governments also neglecting the salubrity of living conditions, in particular housing conditions, especially in poor urban areas. This not only affects peoples' right to live in adequate housing conditions, but also leads to health consequences. Efficient waste management contributes to improved living conditions for people and will also contribute, in the long term, to diminish pollution, and to build sustainable ways of living.

Indicator XIII.1: Waste recycling rate (% of glass / paper / cardboard recycled)

Source: *ESI*

Indicator XIII. 2: Municipal waste generated (Kg per capita)

Source: *OECD*

Indicator XIII. 3: Generation of hazardous waste that each country must treat

Source: *ESI*

▼ Waste Management

	SCORE (ON 10)
Austria	10,00
Denmark	9,24
Finland	8,96
Sweden	8,51
Bulgaria	5,87
Belgium	5,86
Netherlands	4,97
Czech. Republic	4,92
France	4,80
Germany	4,29
Romania	4,04
Cyprus	3,62
Spain	3,60
Greece	3,52

	SCORE (ON 10)
Lithuania	3,51
Estonia	3,31
Portugal	3,13
Hungary	3,06
Latvia	2,94
United Kingdom	2,50
Ireland	2,30
Slovakia	2,21
Slovenia	2,05
Poland	2,03
Malta	0,96
Luxembourg	0,00
Italy	0,00

Criterion XIV: Pollution

Similar to waste management, addressing the issue of pollution is fundamental to ensure individuals' right to a healthy environment and right to health is protected. The regulation of corporate activities such as industrial activity is one area where states can adopt stringent measures to ensure that economic activities do not generate devastating consequences on the environment and, at the same time, on individuals' living conditions. Atmospheric pollution is a clear example of an environmental factor that can generate grave consequences on individuals' enjoyment of their right to health.

Indicator XIV. 1: Urban population weighted NO₂ concentration

Source: *ESI*

Indicator XIV. 2: Urban population weighted SO₂ concentration

Source: *ESI*

Indicator XIV.3: Urban total suspended particulate (TSP) concentration

Source: *ESI*

Indicator XIV.4: Anthropogenic NO_x emissions per populated land area

Source: *ESI*

Indicator XIV. 5: Anthropogenic SO₂ Emissions per populated land area

Source: *ESI*

Indicator XIV.6: Anthropogenic volatile organic compounds (VOC) emissions per populated land area

Source: *ESI*

Indicator XIV.7: Vehicles in use per populated land area

Source: *ESI*

➤ Pollution

	SCORE (ON 10)
Lithuania	10,00
Denmark	7,60
Germany	7,49
Austria	7,43
Ireland	5,88
Sweden	5,26
Finland	4,96
Bulgaria	4,47
Italy	4,26
Estonia	3,76
Belgium	3,39
France	3,20
Spain	2,90
Slovakia	2,78

	SCORE (ON 10)
Romania	2,77
Netherlands	2,76
Malta	2,71
Cyprus	2,55
United Kingdom	2,16
Greece	1,76
Latvia	1,30
Poland	1,27
Portugal	1,20
Hungary	0,79
Czech. Republic	0,42
Slovenia	0,29
Luxembourg	0,00

Criterion XV: Biodiversity

The protection of biodiversity brings a sustainability dimension to the protection of human rights and is fundamental to protect peoples' right to a healthy environment. Not only is it vital to preserve biodiversity in order to protect the livelihoods of the next generations, but it is also of particular importance for the protection of indigenous peoples' rights. Their attachment to nature and their right to conserve such link has been internationally recognised. Addressing this issue requires looking into states' responsibility vis-a-vis the international community.

Indicator XV.1: % of national territory where water consumption exceeds 40% of available water

Source: *Environmental Sustainability Index*

Indicator XV.2: % of Country's Territory in Threatened Ecoregions

Source: *N/A*

Indicator XV. 3: % of Total Land Area Under Protected Status

Source: *ESI*

Indicator XV.4: Degree of Overfishing

Source: *N/A*

Indicator XV.5: % of endangered birds species over total known bird species in the country

Source: *ESI*

Indicator XV.6: % of endangered mammal species over total know mammal species in the country

Source: *ESI*

▼ Biodiversity

	SCORE (ON 10)
Finland	10,00
Sweden	7,91
Italy	7,31
Austria	7,08
Ireland	6,49
Czech. Republic	5,68
Slovakia	5,45
Estonia	4,75
Latvia	4,20
Lithuania	3,79
Denmark	3,72
Poland	3,64
Slovenia	3,49
Netherlands	3,07

	SCORE (ON 10)
France	2,92
Greece	2,79
Cyprus	2,72
Malta	2,65
United Kingdom	2,47
Hungary	2,47
Germany	2,39
Romania	1,32
Spain	1,09
Portugal	0,88
Bulgaria	0,12
Belgium	0,09
Luxembourg	0,00

Criterion XVI: Climate Change Policy and Impacts

Although the Copenhagen Summit on Climate Change, held in December 2009, was deemed unsatisfactory by civil society groups, it contributed to highlight the numerous challenges the international community will face due to the foreseen environmental consequences of climate change. Emerging phenomenon such as climate refugees clearly illustrates the relationship between climate change consequences and human rights.

Indicator XVI.1: Carbon Dioxide Emissions per Capita

Source: *United Nations Development Programme (UNDP)*

Indicator XVI.2: CO2 Emissions as Share of World Total (% of total global emissions)

Source: *UNPD*

Indicator XVI.3: CO2 Emissions per GDP (CO2 Intensity)

Source: *WRI*

▼ Climate Change

	SCORE (ON 10)
Sweden	10,00
Lithuania	7,99
Slovenia	7,81
Latvia	7,21
Austria	7,03
Netherlands	4,97
Portugal	4,82
Ireland	4,70
Greece	4,32
Malta	3,14
Denmark	2,99
Poland	2,76
Finland	2,70
United Kingdom	2,33

	SCORE (ON 10)
France	2,30
Germany	2,06
Hungary	2,06
Belgium	1,81
Italy	1,80
Cyprus	0,80
Romania	0,63
Czech. Republic	0,43
Spain	0,32
Luxembourg	0,32
Slovakia	0,28
Estonia	0,28
Bulgaria	0,00

**Criterion XVII: Energy Supply Mix
(energy consumption and renewable energies)**

Linked with the issue of climate change, states policies towards the development of renewable energies are crucial to assess states efforts to promote a more sustainable economic development.

Indicator XVII.1: Fuel imports as a % of total merchandise imports

Source: *World Resources Institute (WRI)*

Indicator XVII. 2: Energy Intensity (Energy consumption per GDP, in tonnes of oil equivalent (toe) per million constant 2000 US\$ PPP)

Source: *WRI*

Indicator XVII. 3: Coal consumption per populated land area

Source: *ESI*

Indicator XVII. 4: Hydropower and renewable energy production (Hydroelectric, biomass, geothermal, solar and wind electric power productions as a % of total energy consumption)

Source: *ESI*


➤ **Energy Supply Mix**

	SCORE (ON 10)
Austria	10,00
Denmark	8,89
Finland	8,68
Ireland	8,18
Italy	6,80
Spain	6,52
Portugal	6,16
Sweden	6,15
United Kingdom	5,92
Bulgaria	5,23
Latvia	5,20
Slovenia	4,88
Malta	4,30
Cyprus	4,24

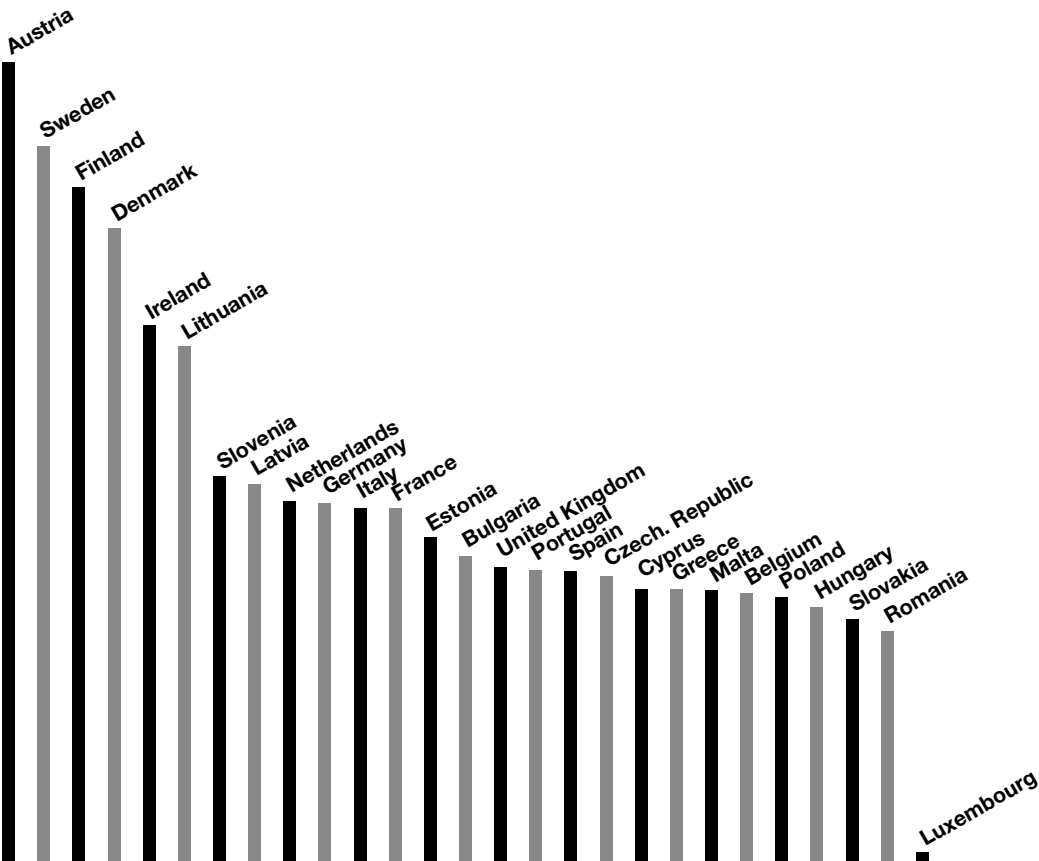
	SCORE (ON 10)
Hungary	3,75
Romania	3,53
Netherlands	3,47
France	3,29
Lithuania	3,29
Estonia	3,15
Germany	3,01
Slovakia	2,57
Czech. Republic	2,55
Greece	2,53
Poland	2,45
Luxembourg	0,35
Belgium	0,00

ANNEX

▼ Ranking Human Rights Criteria (Only)



▼ Ranking Environmental Criteria (Only)

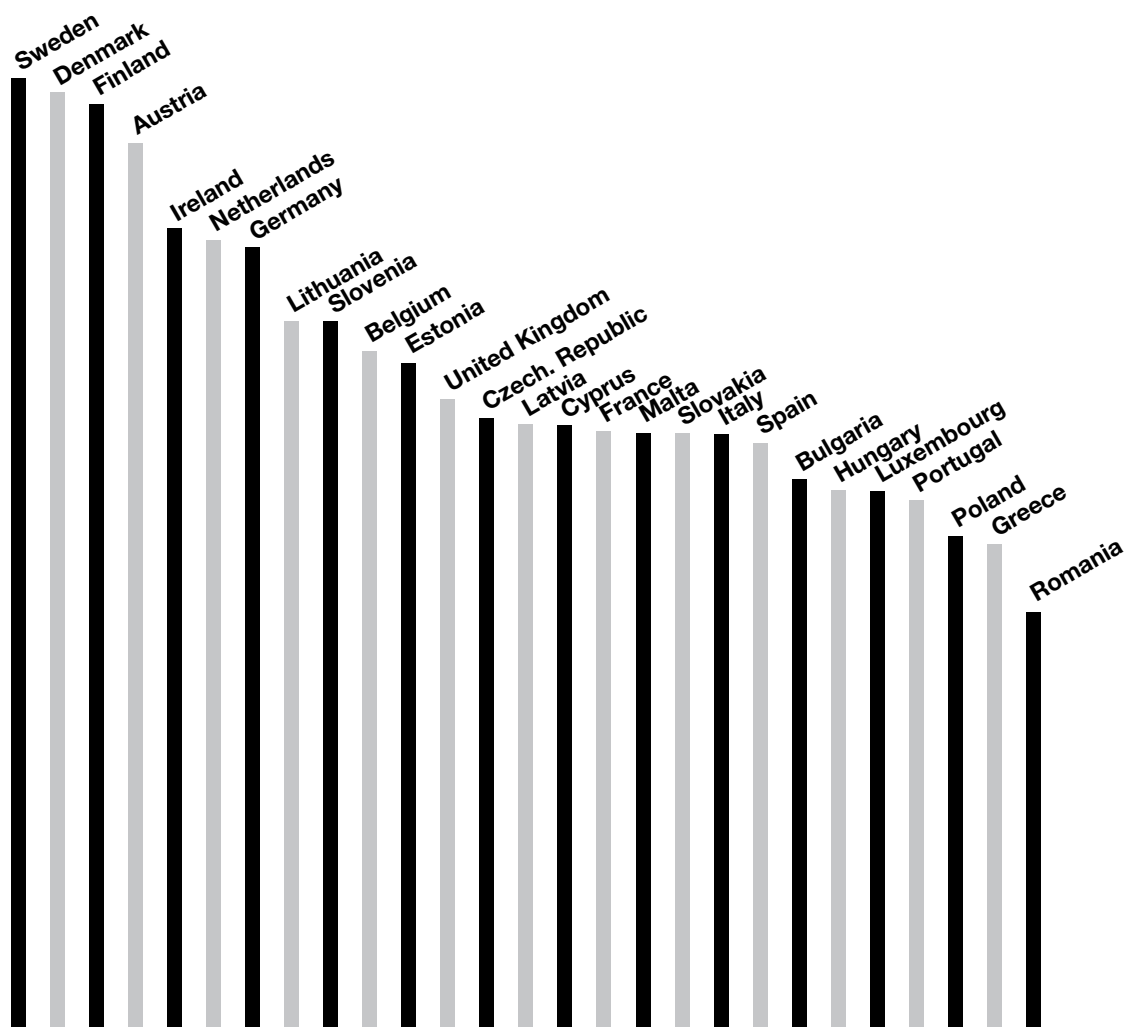


▼ Comparative Rating Table

		SECTION A: STATES' RESPECT FOR HUMAN RIGHTS AT THE DOMESTIC LEVEL						SECTION B: STATES' RESPECT FOR HUMAN RIGHTS AT THE INTERNATIONAL LEVEL		
		I. Gender Equality and Women's Rights	II. Non- Discrimination	III. Rights of Migrants and Refugees	IV. Corruption and Governance	V. Social Cohesion / Economic and Social Rights	VI. Freedom of Expression and Information	VII. Emergency Law and Anti- Terrorism	VIII. International Justice	IX. Overall Rating
	Final Rating (weighted score)	Score (on 10)	Score (on 10)	Score (on 10)	Score (on 10)	Score (on 10)	Score (on 10)	Score (on 10)	Score (on 10)	
Austria	102,89	4,5	7,02	3,6	7,47	6,08	6,25	10	4,29	
Belgium	78,77	5,25	5,67	3,6	5,81	4,94	6,25	10	8,57	
Bulgaria	63,93	6	3,24	3,24	0	3,04	2,5	10	8,57	
Cyprus	70,21	2,25	4,59	4,32	4,98	3,04	7,5	10	4,29	
Czech Republic	70,99	4,75	7,56	5,76	2,49	6,08	7,5	10	0,00	
Denmark	108,76	5,75	7,83	5,76	9,13	6,84	7,5	10	8,57	
Estonia	77,32	4,25	5,13	3,24	4,98	6,84	7,5	10	4,29	
Finland	107,45	6,5	6,75	6,12	8,3	6,84	7,5	10	8,57	
France	69,46	5,75	4,32	4,32	4,98	5,32	2,5	10	5,71	
Germany	90,78	4,5	7,29	5,4	5,81	5,7	8,75	10	10,00	
Greece	56,41	4,25	2,7	2,52	1,66	3,04	6,25	10	4,29	
Hungary	62,62	3,5	5,4	3,24	2,49	4,56	7,5	10	0,00	
Ireland	93,01	4	5,4	4,68	5,81	6,46	7,5	10	8,57	
Italy	69,10	3,75	5,13	4,32	2,49	3,04	2,5	10	4,29	
Latvia	70,28	5,75	4,32	1,44	4,15	4,18	6,25	10	0,00	
Lithuania	82,28	4,75	4,86	2,52	2,49	5,7	6,25	10	8,57	
Luxembourg	62,54	4,25	5,4	2,88	5,81	4,56	5	10	4,29	
Malta	69,26	2	4,32	2,16	4,15	5,32	8,75	10	8,57	
Netherlands	91,68	4,75	6,48	4,32	7,47	6,46	6,25	10	8,57	
Poland	57,29	5,5	4,32	4,32	3,32	3,04	2,5	10	0,00	
Portugal	61,53	4,75	5,13	3,6	4,15	2,28	3,75	10	4,29	
Romania	48,71	5,75	3,51	1,8	0,83	4,18	2,5	10	4,29	
Slovakia	69,24	6	5,4	5,04	4,15	7,22	2,5	10	4,29	
Slovenia	82,21	6,5	6,21	3,6	4,98	3,8	5	10	8,57	
Spain	68,11	5,25	5,94	2,88	4,98	1,9	2,5	10	10,00	
Sweden	110,44	7,75	8,1	6,84	6,64	7,22	7,5	10	4,29	
United Kingdom	73,22	3,75	6,21	4,68	5,81	4,94	5	0	4,29	

RESPECT FOR HUMAN RIGHTS INTERNATIONAL LEVEL				SECTION C: STATES' RESPECT FOR THE PROTECTION OF THE ENVIRONMENT					
	IX. International Economic and Financial Responsibility	X. Promotion of Corporate Responsibility	XI. Arms Control	XII. Access to Water	XIII. Waste Management	XIV. Pollution	XV. Biodiversity	XVI. Climate Change	XVII. Energy Supply Mix
	Score (on 10)	Score (on 10)	Score (on 10)	Score (on 10)	Score (on 10)	Score (on 10)	Score (on 10)	Score (on 10)	Score (on 10)
	2,5	5	8	10,00	10,00	7,43	7,08	7,03	10,00
	5	6,66	10	6,19	5,86	3,39	0,09	1,81	0,00
	7,5	5	7	4,06	5,87	4,47	0,12	0,00	5,23
	7,5	5	8	3,67	3,62	2,55	2,72	0,80	4,24
	6,25	3,33	4	4,43	4,92	0,42	5,68	0,43	2,55
	3,75	6,66	9	8,40	9,24	7,60	3,72	2,99	8,89
	7,5	6,66	5	5,69	3,31	3,76	4,75	0,28	3,15
	6,25	6,66	4	8,17	8,96	4,96	10,00	2,70	8,68
	3,75	6,66	4	6,33	4,80	3,20	2,92	2,30	3,29
	7,5	3,33	9	3,92	4,29	7,49	2,39	2,06	3,01
	5	3,33	4	2,67	3,52	1,76	2,79	4,32	2,53
	7,5	3,33	4	4,37	3,06	0,79	2,47	2,06	3,75
	8,75	3,33	5	7,07	2,30	5,88	6,49	4,70	8,18
	8,75	3,33	7	2,67	0,00	4,26	7,31	1,80	6,80
	6,25	6,66	5	3,52	2,94	1,30	4,20	7,21	5,20
	2,5	6,66	8	4,70	3,51	10,00	3,79	7,99	3,29
	10	6,66	9	0,00	0,00	0,00	0,00	0,32	0,35
	7,5	5	5	3,78	0,96	2,71	2,65	3,14	4,30
	10	6,66	8	4,05	4,97	2,76	3,07	4,97	3,47
	3,75	3,33	6	4,97	2,03	1,27	3,64	2,76	2,45
	2,5	3,33	7	2,65	3,13	1,20	0,88	4,82	6,16
	2,5	0	5	2,64	4,04	2,77	1,32	0,63	3,53
	7,5	3,33	5	2,40	2,21	2,78	5,45	0,28	2,57
	6,25	3,33	9	6,39	2,05	0,29	3,49	7,81	4,88
	5	3,33	8	4,34	3,60	2,90	1,09	0,32	6,52
	5	6,66	6	8,31	8,51	5,26	7,91	10,00	6,15
	8,75	6,66	8	3,69	2,50	2,16	2,47	2,33	5,92

➤ Incorporating Human Rights into Investment Strategies:
2010 Non-Financial Rating of the 27 EU Member States



FIDH represents 164 human rights organisations on 5 continents

Keep your eyes open

Establishing the facts

investigative and trial observation missions

Through activities ranging from sending trial observers to organising international investigative missions, FIDH has developed, rigorous and impartial procedures to establish facts and responsibility. Experts sent to the field give their time to FIDH on a voluntary basis.

FIDH has conducted more than 1 500 missions in over 100 countries in the past 25 years. These activities reinforce FIDH's alert and advocacy campaigns.

Supporting civil society

training and exchange

FIDH organises numerous activities in partnership with its member organisations, in the countries in which they are based. The core aim is to strengthen the influence and capacity of human rights activists to boost changes at the local level.

Mobilising the international community

permanent lobbying before intergovernmental bodies

FIDH supports its member organisations and local partners in their efforts before intergovernmental organisations. FIDH alerts international bodies to violations of human rights and refers individual cases to them. FIDH also takes part in the development of international legal instruments.

Informing and reporting

mobilising public opinion

FIDH informs and mobilises public opinion. Press releases, press conferences, open letters to authorities, mission reports, urgent appeals, petitions, campaigns, website... FIDH makes full use of all means of communication to raise awareness of human rights violations.

FIDH - International Federation for Human Rights

17, passage de la Main-d'Or - 75011 Paris - France
CCP Paris: 76 76 Z
Tel: (33-1) 43 55 25 18 / Fax: (33-1) 43 55 18 80
www.fidh.org

Director of the publication: Souhayr Belhassen

Editor: Antoine Bernard

Authors: Jan-Michael Arend (researcher), Elin Wrzoncki, Geneviève Paul

Coordination: Elin Wrzoncki, Geneviève Paul

Design: Bruce Pleiser

FIDH represents **164** human rights organisations on **5** continents



of person. Article 4: No one shall be held in slavery or servitude; slavery and the slave trade shall be prohibited in all their forms. Article 5: No one shall be subjected to torture or to cruel, inhuman or degrading treatment or punishment. Article 6: Everyone has the right to recognition everywhere as a person before the law. Article 7: All are equal before the law and are entitled without any discrimination to equal protection of the law. All are entitled to equal protection against any discrimination in violation of this Declaration and against any incitement to such discrimination. Article 8: Everyone has the right to an effective remedy by the competent national tribunals for acts violating the fundamental rights granted him by the constitution or by law. Article 9: No one shall be subjected to arbitrary arrest,

ABOUT FIDH

- FIDH takes action for the protection of victims of human rights violations, for the prevention of violations and to bring perpetrators to justice.

- A broad mandate

FIDH works for the respect of all the rights set out in the Universal Declaration of Human Rights: civil and political rights, as well as economic, social and cultural rights.

- A universal movement

FIDH was established in 1922, and today unites 164 member organisations in more than 100 countries around the world. FIDH coordinates and supports their activities and provides them with a voice at the international level.

- An independent organisation

Like its member organisations, FIDH is not linked to any party or religion and is independent of all governments.

fidh

International Federation for Human Rights

Find information concerning FIDH 164 member organisations on **www.fidh.org**